

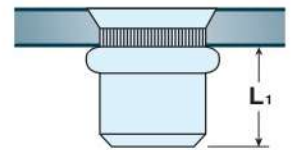
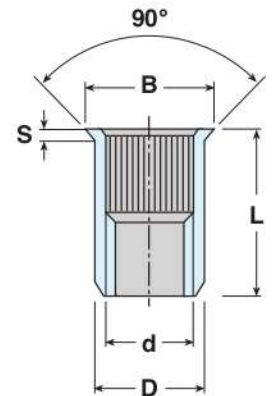



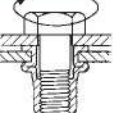
# INSERTI FILETTATI ZIGRINATI A TESTA SVASATA IN ACCIAIO INOX

Acciaio inox AISI 304 Cu



d 6H	D mm	B mm	S mm	 mm	 mm	L <sub>1</sub> mm	L mm
M4	5,9	8	1,5	6	1,5÷3,5	5,9÷6,4	11
M5	6,9	9	1,5	7	1,5÷3,8	7,5÷8,0	13
M6	8,9	11	1,5	9	1,5÷3,8	8,0÷8,5	15
M8	10,9	13,5	1,5	11	1,5÷3,8	10,5÷11,2	18
M10	12,9	15	1,5	13	1,5÷3,5	11,6÷12,2	18



d		
	Trazione (N)	Coppia max serraggio (Nm)
	Inox	Inox
M4	5.800	6,0
M5	11.000	12,5
M6	21.800	20,5
M8	30.500	30,0
M10	37.800	51,0